

Union County Quick Facts: Children, Families, & Child Care

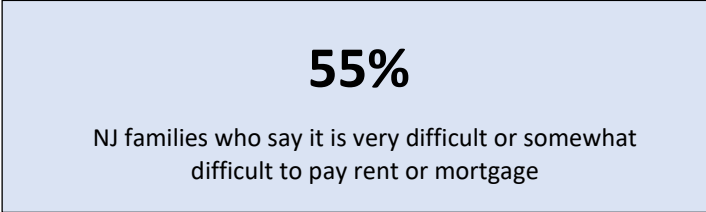
March 2026



Children in Union County

20,373	Children Under Age 3
35,877	Children Under Age 5
28,479	Children Age 5 - 8 Years
24,112	Children Age 9 - 11 Years
31,511	Children under age 6 with Working Parents
40,618	School-age children (6-12) with Working Parents

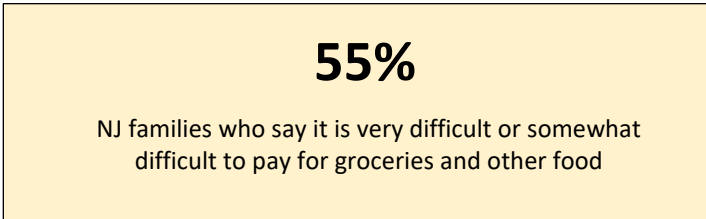
Family Economic Status



Source: Rutgers University – New Brunswick [Eagleton Center for Public Interest Polling](#), July 2025

Families in Union County

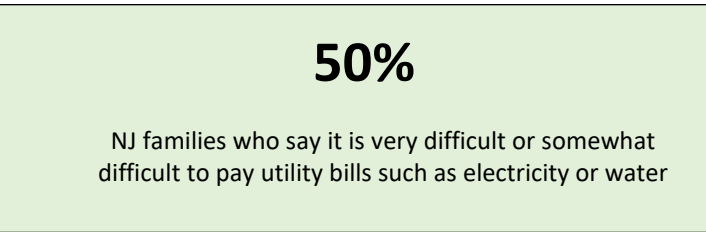
74,391	Families with Children Under Age 18
46,128	Married Couples with Children Under 18
2,659	Dads Raising Children Under 18
11,264	Moms Raising Children Under 18
1,256	Grandparents Raising Grandchildren Under 18
34.1%	% of Families working hybrid or remote/NJ 2024



Source: Rutgers University – New Brunswick [Eagleton Center for Public Interest Polling](#), July 2025

Low Income Working Families in Union County

15.2%	% of Children under Age 5 Living in Poverty
11.4%	% of Children Age 5-17 Living in Poverty
8%	% of Families with Children Under 5 in Poverty
9%	% of Families with Children Under 18 in Poverty
14.3%	% of Families with Children Under 5 Living with a Single Mom in Poverty
44,142	Children Living Below 200% of Poverty
32.3%	% of Children Living Below 200% of Poverty
17,960	Children under 18/Food Insecurity
13.3%	% of Children under 18/Food Insecurity



Source: Rutgers University – New Brunswick [Eagleton Center for Public Interest Polling](#), July 2025

Education Related Stats for New Jersey

4,478	Full-day Preschool/County (2024-2025)
12,003	Enrolled in Head Start (includes 3,592 in Early Head Start) State-wide 2025
2019	2024
NJ NAEP 4th Grade Reading Results	
16%	20%
% of White 4 th Graders Reading Below Grade Level	
42%	51%
% of Hispanic 4 th Graders Reading Below Grade Level	
46%	47%
% of Black 4 th Graders Reading Below Grade Level	
45%	51%
% of Low-Income 4 th Graders Reading Below Grade Level	
83,846	NJ Children Age 6-17 Who Repeated a Grade (2022-2023)
6%	% of Age 6-17 Who Repeated a Grade/NJ

County Early Intervention/Special Education	
1,190	Part C, Infants & Toddlers with an IFSP
1,210	Section 619, Ages 3-5 with an IEP

County High School Graduation	
92.5%	High School on Time Graduate Rate (2024)
90%	High School Graduate Rate, Economically Disadvantaged (2024)

Child Care Subsidies in Union County (2025)

4,037	Number of Children Receiving Child Care Subsidy (Unduplicated)
2,488	Number of Families whose Children Received Subsidy (Unduplicated)

Union County Child Care Prices (2025)

\$22,740	Center-based Infant Care Annual Fees
\$19,140	Center-based Preschool-age Annual Fees
\$14,400	Family Child Care Home Infant Annual Fees
\$12,000	Family Child Care Home Preschool Annual Fees
\$17,960	NJ Annual Cost of 4-Year Public College Tuition & Related Fees for In-State Residents (2025)
*2023 NJ Child Care Market Rate Survey, 75% Percentile (i.e., parents have choices among 75% of providers in the community)	

Child Care Subsidy Rates

Child care assistance [rates](#) are tiered based on levels within Grow New Jersey Kids (GNJK). The lowest subsidy rate is paid to providers not participating in GNJK. The subsidy rate increases as GNJK levels rise (e.g., higher rates are paid for 3-star, 4-star, and 5-star care).

As of 3/1/25	Center Providers				Family Child Care Providers			
	Licensed Child Care Centers Monthly Rate	State Assistance Monthly Rate (4-Star GNJK)	Licensed Child Care Centers Annualized	State Assistance Rate Annualized (4-Star GNJK)	Registered Family Child Care Homes Monthly Rate	State Assistance Monthly Rate (4-Star GNJK)	Registered Family Child Care Homes Annualized	State Assistance Rate Annualized (4-Star GNJK)
Infant	\$1,587.69	\$1,741.84	\$19,052	\$20,902.08	\$1,217.56	\$1,452.54	\$14,611	\$17,430.48
Toddler	\$1,414.00	\$1,496.81	\$16,968	\$17,961.72	\$1,217.56	\$1,374.11	\$14,611	\$16,489.32
Preschooler	\$1,262.50	\$1,354.02	\$15,150	\$16,248.24	\$1,067.23	\$1,321.83	\$12,807	\$15,861.96
School-age	\$1,190.56	\$1,190.56	\$14,287	\$14,286.72	\$1,061.95	\$1,061.95	\$12,743	\$12,743.40

Source: New Jersey Department of Human Services, Maximum Child Care Payment Rates, March 1, 2025

Sources:

U.S. Census Bureau, [Table B09001 Population Under 18 Years of Age](#), 2024 American Community Survey, 1 Year Estimates
 U.S. Census Bureau, [Table B23008, Age of Own Children Under 18 in Families by Living Arrangement & Employment Status](#), 2024 American Community Survey 1 Year Estimates.
 U.S. Census Bureau, [School-age Children with Working Parents](#), 2024 American Community Survey 1 Year Estimates, Public Use Microdata
 U.S. Census Bureau, [Table DP03 Selected Economic Characteristics](#), 2024 American Community Survey 1 Year Estimates; [5-Year Estimates](#)
 U.S. Census Bureau, [Table DP02 Selected Social Characteristics](#), 2024 American Community Survey 1 Year Estimates
 Feeding America, [Food Insecurity Briefs by County and State](#), 2025
 National Center for Education Statistics, 2024 Reading Grades 4 and 8 Assessment Report Cards: Summary Data Tables for National and State Average Scores and NAEP Achievement Level Results. [2024 NAEP 4th Grade Reading Results, NJ](#).
 NJ Department of Education, [Full-day preschool enrollment](#), NJ School Performance Report 2024-2025
 U.S. Department of Health and Human Services, Office of Head Start, [2025 Program Information Report \(PIR\), NJ](#).
 Annie E. Casey, Kids Count Data Center, [New Jersey Profile Children Age 6-17 Who Repeated One or More Years of School](#) (2022-2023).
 Rutgers University [Eggleton Center for Public Interest Polling](#), July 2025
 NJ Part C, Infants and Toddlers, [Early Intervention Report](#) (2025); NJ Department of Education, [Section 619, Ages 3-5](#) (2025)
 NJ Child Care Resource & Referral (CCR&R) agency subsidy data, 2025.
 U.S. College Board, Annual Survey of Colleges, Public 4-Year Universities, [Average 2025 Tuition and Fees at Public Four-Year Institutions by State](#)

Community Coordinated Child Care of Union County
www.cccunion.org Phone: (973) 923-1433