

Cape May County Quick Facts: Children, Families, & Child Care

April 2026



Children in Cape May County

1,805	Children Under Age 3
2,906	Children Under Age 5
3,107	Children Age 5 - 8 Years
3,004	Children Age 9 - 11 Years
2,708	Children under age 6 with Working Parents
4,111	School-age children (6-12) with Working Parents

Families in Cape May County

10,288	Families with Children Under Age 18
6,133	Married Couples with Children Under 18
350	Dads Raising Children Under 18
1,030	Moms Raising Children Under 18
686	Grandparents Raising Grandchildren Under 18
34.1%	% of Families working hybrid or remote/NJ 2024

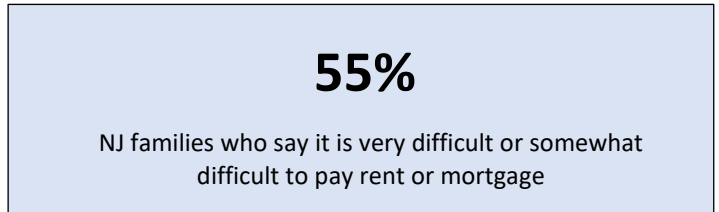
Low Income Working Families in Cape May County

14.6%	% of Children under Age 5 Living in Poverty
10.4%	% of Children Age 5-17 Living in Poverty
8%	% of Families with Children Under 5 in Poverty
12.3%	% of Families with Children Under 18 in Poverty
19.9%	% of Families with Children Under 5 Living with a Single Mom in Poverty
3,403	Children Living Below 200% of Poverty
22.9%	% of Children Living Below 200% of Poverty
2,530	Children under 18/Food Insecurity
15.3%	% of Children under 18/Food Insecurity

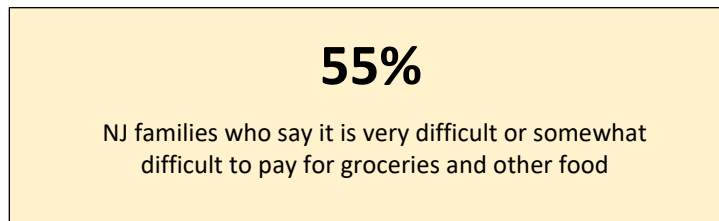
Education Related Stats for New Jersey

869	Full-day Preschool/County (2024-2025)	
12,003	Enrolled in Head Start (includes 3,592 in Early Head Start) State-wide 2025	
2019	2024	NJ NAEP 4th Grade Reading Results
16%	20%	% of White 4 th Graders Reading Below Grade Level
42%	51%	% of Hispanic 4 th Graders Reading Below Grade Level
46%	47%	% of Black 4 th Graders Reading Below Grade Level
45%	51%	% of Low-Income 4 th Graders Reading Below Grade Level
83,846	NJ Children Age 6-17 Who Repeated a Grade (2022-2023)	
6%	% of Age 6-17 Who Repeated a Grade/NJ	

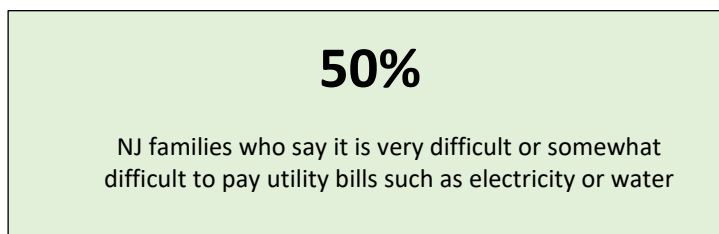
Family Economic Status



Source: Rutgers University – New Brunswick [Eagleton Center for Public Interest Polling](#), July 2025



Source: Rutgers University – New Brunswick [Eagleton Center for Public Interest Polling](#), July 2025



Source: Rutgers University – New Brunswick [Eagleton Center for Public Interest Polling](#), July 2025

County Early Intervention/Special Education

98	Part C, Infants & Toddlers with an IFSP
111	Section 619, Ages 3-5 with an IEP

County High School Graduation

90.6%	High School on Time Graduate Rate (2024)
84.8%	High School Graduate Rate, Economically Disadvantaged (2024)

Child Care Subsidies in Cape May County (2025)

479	Number of Children Receiving Child Care Subsidy (Unduplicated)
312	Number of Families whose Children Received Subsidy (Unduplicated)

Cape May County Child Care Prices (2025)

\$13,454	Center-based Infant Care Annual Fees
\$10,878	Center-based Preschool-age Annual Fees
\$12,930	Family Child Care Home Infant Annual Fees
\$10,745	Family Child Care Home Preschool Annual Fees
\$17,960	NJ Annual Cost of 4-Year Public College Tuition & Related Fees for In-State Residents (2025)
Source: CCR&R child care price data (2025) and U.S. College Board, Annual Survey of Colleges, Public 4-Year Universities for 2025.	

Child Care Subsidy Rates

Child care assistance [rates](#) are tiered based on levels within Grow New Jersey Kids (GNJK). The lowest subsidy rate is paid to providers not participating in GNJK. The subsidy rate increases as GNJK levels rise (e.g., higher rates are paid for 3-star, 4-star, and 5-star care).

As of 4/1/26	Center Providers				Family Child Care Providers			
	Licensed Child Care Centers Monthly Rate	State Assistance Monthly Rate (4-Star GNJK)	Licensed Child Care Centers Annualized	State Assistance Rate Annualized (4-Star GNJK)	Registered Family Child Care Homes Monthly Rate	State Assistance Monthly Rate (4-Star GNJK)	Registered Family Child Care Homes Annualized	State Assistance Rate Annualized (4-Star GNJK)
Infant	\$1,591.66	\$1,746.19	\$19,100	\$20,954.28	\$1,217.56	\$1,452.54	\$14,611	\$17,430.48
Toddler	\$1,417.54	\$1,500.55	\$17,010	\$18,006.60	\$1,217.56	\$1,374.11	\$14,611	\$16,489.32
Preschooler	\$1,265.66	\$1,357.41	\$15,188	\$16,288.92	\$1,067.23	\$1,321.83	\$12,807	\$15,861.96
School-age	\$1,193.54	\$0.00	\$14,322	\$0.00	\$1,061.95	\$1,061.95	\$12,743	\$12,743.40

Source: New Jersey Department of Human Services, Maximum Child Care Payment Rates, April 2026

Sources:

- U.S. Census Bureau, [Table B09001 Population Under 18 Years of Age](#), 2024 American Community Survey, 1 Year Estimates
- U.S. Census Bureau, [Table B23008, Age of Own Children Under 18 in Families by Living Arrangement & Employment Status](#), 2024 American Community Survey 1 Year Estimates.
- U.S. Census Bureau, [School-age Children with Working Parents](#), 2024 American Community Survey 1 Year Estimates, Public Use Microdata
- U.S. Census Bureau, [Table DP03 Selected Economic Characteristics](#), 2024 American Community Survey 1 Year Estimates; [5-Year Estimates](#)
- U.S. Census Bureau, [Table DP02 Selected Social Characteristics](#), 2024 American Community Survey 1 Year Estimates
- Feeding America, [Food Insecurity Briefs by County and State](#), 2025
- National Center for Education Statistics, 2024 Reading Grades 4 and 8 Assessment Report Cards: Summary Data Tables for National and State Average Scores and NAEP Achievement Level Results. [2024 NAEP 4th Grade Reading Results, NJ](#).
- NJ Department of Education, [Full-day preschool enrollment](#), NJ School Performance Report 2024-2025
- U.S. Department of Health and Human Services, Office of Head Start, [2025 Program Information Report \(PIR\), NJ](#).
- Annie E. Casey, Kids Count Data Center, [New Jersey Profile Children Age 6-17 Who Repeated One or More Years of School](#) (2022-2023).
- Rutgers University [Eggleton Center for Public Interest Polling](#), July 2025
- NJ Part C, Infants and Toddlers, [Early Intervention Report](#) (2025); NJ Department of Education, [Section 619, Ages 3-5](#) (2025)
- NJ Child Care Resource & Referral (CCR&R) agency subsidy data, 2025.
- U.S. College Board, Annual Survey of Colleges, Public 4-Year Universities, [Average 2025 Tuition and Fees at Public Four-Year Institutions by State](#)

Rutgers Southern Regional CCR&R

Contact Us: <https://www.rusouthernccrr.org/cape-may-county.html>

<https://www.rusouthernccrr.org/>

Phone: (609) 898-5500